

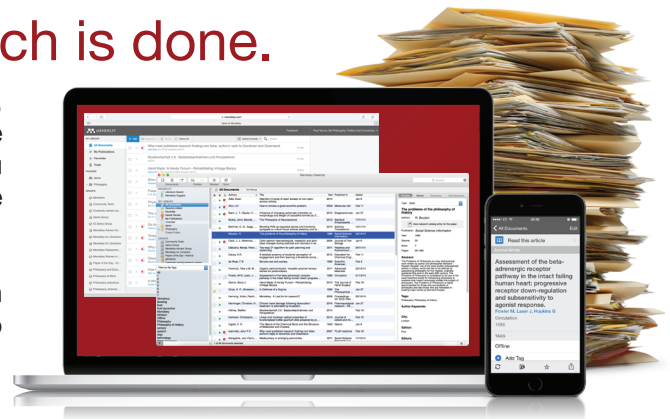
MENDELEY

www.mendeley.com

It's time we change how research is done.

Mendeley is a free cross-platform application (Windows, OSX, Linux, iOS, Android) that helps you to organize and manage the materials you rely on to do your research. Mendeley can help you at every step of the research cycle - from keeping track of the papers you've read, to writing papers of your own.

Mendeley also allows you to promote yourself and your research to the world, to connect with other researchers in your field and to access the latest discussion on relevant topics.




How can Mendeley help you?

Organize

Compile your own personal research library and organize it in a way that makes sense to you. Mendeley stores the details of the materials you rely on and allows you to structure your research in a way that makes sense to you.

Mendeley extracts details directly from documents (such as PDFs of papers) and makes it easy to retrieve information from the web, or publisher catalogs.

Your library is stored in the cloud, allowing you to access its contents wherever you need it.



MENDELEY

Collaborate

Create groups within Mendeley to easily share reference materials with others. Join in with existing discussions and quickly expand your personal library.

Private groups provide access to enhanced features, including as the sharing of full-text documents and collaborative annotation - allowing you compare notes. Connect with other researchers by following them, stay up to date with their activity and get in touch with them using messages or group discussions.

Write

Use Mendeley's word processor plugin (compatible with Microsoft Word and LibreOffice) to quickly and easily cite reference materials in your personal library.

Mendeley inserts properly formatted citations (choose from over 6,000 style options) with just a few clicks, and generates a complete bibliography of the materials you've used with a few clicks more.


Mendeley also allows you to completely restyle your citations and bibliography at any point, making it easy to resubmit a paper.

Discover

Mendeley anonymously aggregates user activity to help build up a picture of how researchers work. This allows us to provide you with recommended papers as a result of your reading habits and to suggest new materials.

You can also use the Mendeley Web Catalog to discover new papers - either by searching or browsing specific academic disciplines. You can also use Mendeley's social features to connect with other researchers and to keep track of what they're reading.

How does Mendeley work?




You import your reference information into Mendeley, creating your own personal research library which can be accessed from wherever you need it.



You organize your library as you see fit - by filing, tagging and searching. Then use Mendeley's PDF reader to read and annotate the papers you work on. Your work is stored in the cloud.



You produce your own documents using the word processor plugin to insert citations for materials in your library. Mendeley handles the layout and creates your bibliography.




Mendeley uses your activity to make new research available to you. You collaborate with other researchers to help expand your library and grow your personal profile.

Getting started with Mendeley

- 1 Visit www.mendeley.com to create your free Mendeley account. The sign up process is quick and easy - you'll just need an email address and a few personal details to register and get started using Mendeley.
- 2 Once you've created an account you'll be able to make a personal profile - providing details of your area of study and your accomplishments. This helps to make new contacts via Mendeley's social networking functions.
- 3 Download the Mendeley Desktop application:
www.mendeley.com/download-mendeley-desktop
Mendeley is available for Windows, OSX and Linux.
- 4 Start adding your reference materials to your Mendeley library. You can add PDF documents stored on your computer, import references from another reference manager or start growing your library using online resources.
- 5 Install the Web Importer - www.mendeley.com/import/
This allows you to add references to your Mendeley Library directly from your browser when viewing supported sites.



Next steps




Install the Citation Plugin via the Tools menu in Mendeley Desktop.

Get started with writing and citing by using your Mendeley library to insert properly formatted citations with just a few clicks. Mendeley also handles your bibliography.



Download and install the Mendeley iOS or Android apps to start accessing your library from your phone or tablet. Add papers, read and annotate while on the go - your work will be available on other devices after you sync.



Complete your personal profile and add your publications to allow other users to access your work.

Connect with other researchers from around the world using Mendeley's social features. Join your first Mendeley group to start collaborating.

Find out more

Access our resources center for detailed guides on using Mendeley:

resources.mendeley.com

Contact our support team with any queries or issues:

support.mendeley.com

Read our blog for the latest news and stories from the Mendeley community:

blog.mendeley.com

Contact us with any feedback or questions:

mendeley-community@mendeley.com

Connect via Social Media



www.mendeley.com